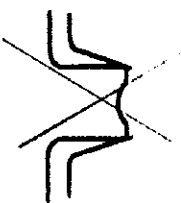


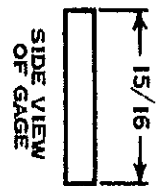
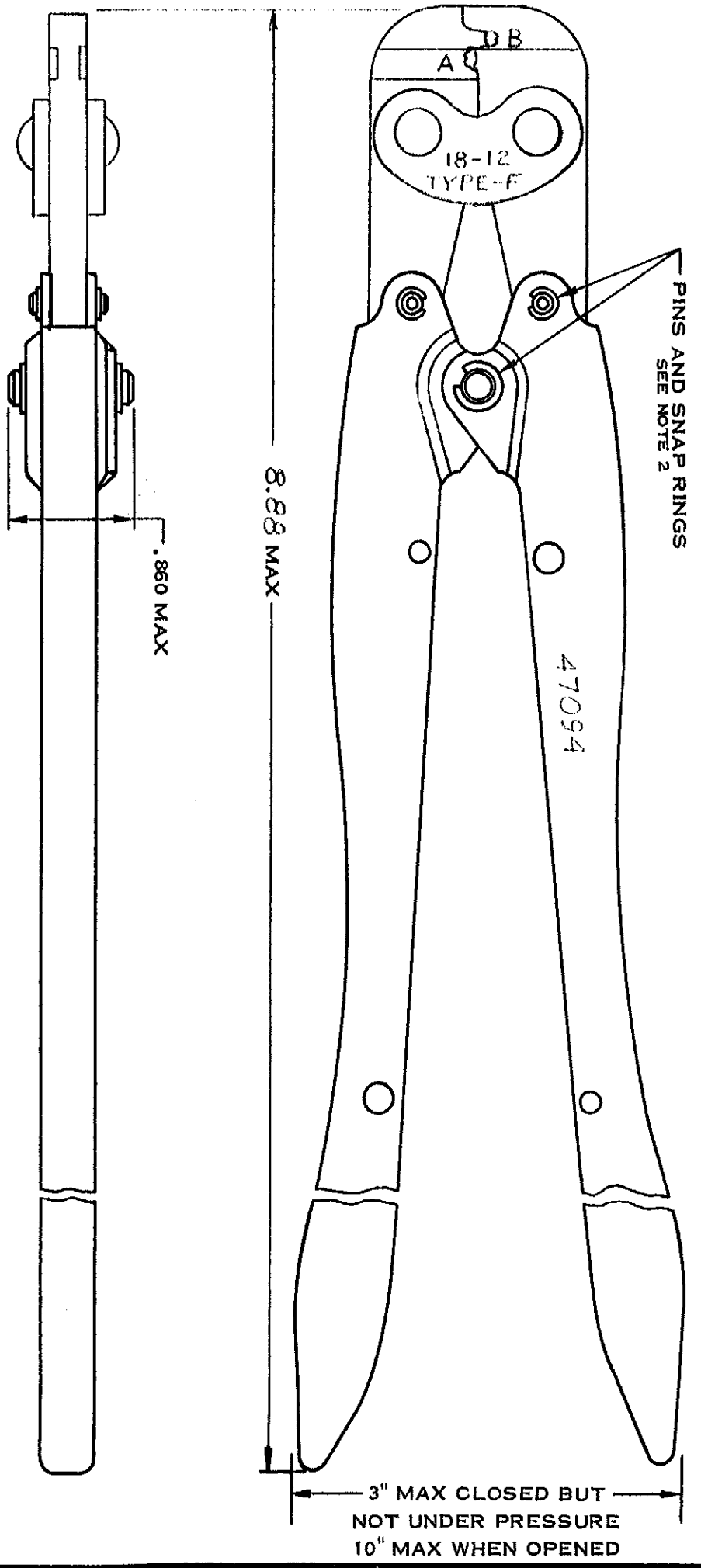


WIRE CRIMP				TERMINAL CRIMP HEIGHT
CRIMP SYMBOL	DIM	GO	NO GO	
A	#	#	#	.070 .064
B	#	#	#	.085 .082



INSULATION CRIMP				TERMINAL CRIMP HEIGHT
CRIMP SYMBOL	DIM	GO	NO GO	
#	#	#	#	#

- 1 CRIMP GAGE DIMENSIONS APPLY WHEN TOOL IS CLOSED OR BOTTOMED BUT NOT UNDER PRESSURE.
- 2 FOR REPLACEMENT OF PARTS SUCH AS PINS AND SNAP RINGS, ORDER REPAIR KIT NO. 125218-4.
- 3 FOR REPLACEMENT OF PARTS OTHER THAN PINS AND SNAP RINGS, TOOL IS TO BE RETURNED TO AMP INC., HARRISBURG, PENNA. TO INSURE PROPER CERTI-CRIMP ADJUSTMENT.
- 4 FOR TOOL USAGE, SEE INSTRUCTION SHEET NO. 1600.
- 5 HAND TOOL CAN BE CHECKED BY MEASURING TERMINAL CRIMP HEIGHT.



SUGGESTED DOUBLE END HANDLE A.G.D. STD.

SUGGESTED GAGE DESIGN

NO.	DESCRIPTION	DATE	BY	CHK	DATE
D-1	LOG M WAS E	11/3/71	DR	CHK	11/3/71
D	REVISED	11/3/71	DR	CHK	11/3/71
C	REDRAWN	11/3/71	DR	CHK	11/3/71
LTR	REVISION RECORD				

NUMBER 47094

NO. RECD	NUMBER	NAME	ITEM NO.
	47094	CUSTOMER COPY REFERENCE ONLY	
©1974 BY AMP INCORPORATED. ALL RIGHTS RESERVED. AMP PRODUCTS COVERED BY PATENTS AND/OR PATENTS PENDING.			
DR	DATE	BY	CHK
	11-3-71		
CHK	DATE	BY	CHK
	11/5/71		
MATERIAL-STEEL FINISH-BLACK OXIDE WEIGHT-2 LBS. 13 OZ.		CLASS	
WIRE - RANGE - INSULATION		TYPE	
TOLERANCE EXCEPT AS NOTED		SCALE	
		#	
NAME		LOC	
DOUBLE ACTION HAND TOOL		M	
		NO	
		47094	
		REV	
		D-1	

PRINT DIST  
50

DIMENSIONS IN INCHES DO NOT SCALE PRINT

AMP 1253-4

CUSTOMER DRAWING